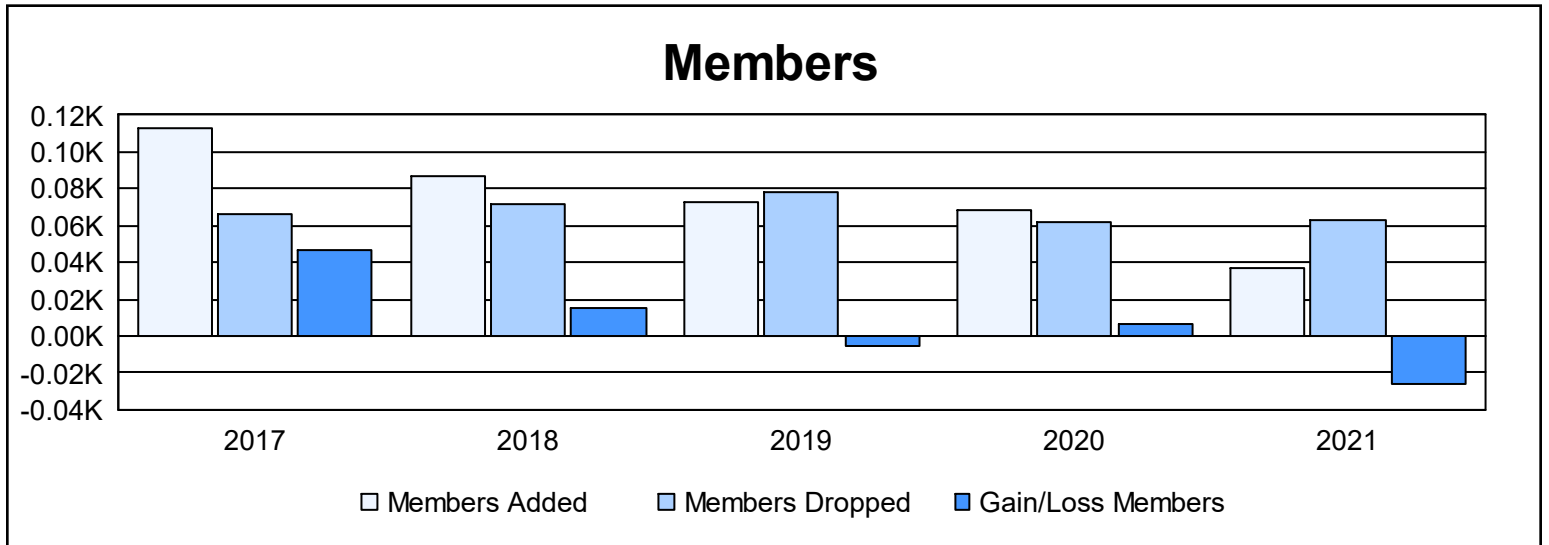

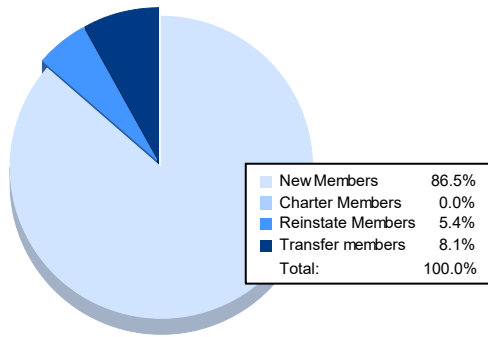


Year	New Clubs	Dropped Clubs	Gain/Loss Clubs	New Members	Charter Members	Reinstate Members	Transfer Members	Total Member Added	Total Members Dropped	Gain/Loss Members
2016-2017	1	0	1	86	20	0	7	113	66	47
2017-2018	0	0	0	83	0	0	4	87	72	15
2018-2019	0	0	0	71	0	0	2	73	78	-5
2019-2020	0	0	0	62	0	0	6	68	62	6
2020-2021	0	0	0	32	0	2	3	37	63	-26
Average	0	0	0	67	4	0	4	76	68	7



Membership Composition June 2021 Cumulative



Gender Composition June 2021 Cumulative

